



My Disciple-Making Journal

A Global Total Member Involvement
Personal Planner

NAME

DATE

Global Total Member Involvement (Global TMI) is an initiative of the General Conference of Seventh-day Adventists. It calls on every church and every member to become actively involved in making disciples using Christ's method.

All Bible texts are taken from the New King James Version. Copyright © 1979, 1980, 1982 by Thomas Nelson, Inc. Used by permission. All rights reserved.

Non-Scripture quotations are from the writings of Ellen G. White. All emphases in these quotations are supplied.

Copyright © 2025 by the General Conference Corporation of Seventh-day Adventists®

My Disciple-Making Journal

Table of Contents



How to Use This Book	2
Section 1: Read and Learn	
• Whose Job Is It to Make Disciples?	5
• How to Make Disciples	7
• Seek and Save the Lost	14
Section 2: Think and Pray	
• Interest List	19
Section 3: Plan and Do	
• Disciple-Making Action Plans	25
• Prepare: Friendship and Compassion Log	26
• Plant: Literature, Media, and Spiritual Invitation Log	31
• Cultivate/Harvest: Study Log	36
• Preserve: Nurture and Training Log	48
Section 4: Reflect	
• Testimonies and Reflections	57
Be of Good Courage	62
Global TMI in Every Local Church	63
References	64

How to Use This Book

1. Read and Learn: Read **Section 1** of the book to learn why and how to make disciples using Christ's method. Gain practical ideas for each phase of disciple-making based on the biblical analogy of the agricultural growth cycle.

2. Think and Pray: Think of everyone you know who needs friendship, salvation, Bible truth, or nurture and training. Write down these names on the Interest List in **Section 2** and pray for them each day.

3. Plan and Do: Plan how to reach out to your neighbors, church visitors, and other interests using the disciple-making logs provided in **Section 3**. Do both planned and unplanned activities and record your efforts in the appropriate log. If you run out of blank lists or logs in this book, get free downloads at **globaltmi.org**.

4. Reflect: Reflect regularly on your disciple-making efforts and experiences and record your testimonies and reflections in the journal pages provided in **Section 4**.

NOTE: You can choose to start with only one or two names on your interest list and one or two activities on a disciple-making log, and then add to them over time. Don't feel overwhelmed or pressured to use all the blank lines and pages in this journal. The most important thing is to **GET STARTED!** Those who are highly active, on the other hand, may run out of space. If so, you may print supplemental pages at **globaltmi.org** or simply start a new journal. Some may find it helpful to use a new journal every year.

Section 1:

Read and Learn

Read this section before using the logs, lists, and journal pages in the latter portion of the book.

Learn why and how to make disciples using Christ's method. Gain practical ideas for each phase of disciple-making based on the biblical analogy of the agricultural growth cycle.

Whose Job Is It to Make Disciples?

When Jesus commanded, “Go . . . make disciples” (Matt. 28:19), to whom was He speaking? Ellen White clarifies:

“The Saviour’s commission to the disciples included **all the believers**. . . . Whatever one’s calling in life, his first interest should be to win souls for Christ. He may not be able to speak to congregations, but he can work for **individuals**” (*The Desire of Ages*, p. 822).

“Let ministers teach church members that in order to grow in spirituality, they must carry the burden that the Lord has laid upon them—the burden of **leading souls into the truth**” (*Christian Service*, p. 69).

The command to go and make disciples was given to all believers. Amid all our busy activities in the church, we must never forget that we were called to focus on people, not just programs, and to lead souls into the truth. And when we do, we will grow spiritually! The most important work of the church is not big events, though these are beneficial. Rather, it’s the individual soul-winning efforts of church members.

"One soul, won to the truth, will be instrumental in winning others, and there will be an ever-increasing result of blessing and salvation. Your work may accomplish more real good than the more extensive meetings, if they lack in **personal effort**. When both are combined, with the blessing of God, a more perfect and thorough work may be wrought; but if we can have but one part done, let it be the **individual labor** of opening the Scriptures in households" (*Christian Service*, p. 121).

Jesus instructed us to "preach the gospel to every creature" (Mark 16:15), but this can never be accomplished merely by pastors preaching from pulpits. It will require much personal labor by dedicated church members. Such was the case in the early church when laypeople, who were scattered by persecution, "went everywhere preaching the word" (Acts 8:4). Biblical "preaching" was often fulfilled in personal settings (see Acts 8:35). Jesus Himself was the Master of this approach (see John 3:1-31; 4:7-26).

"Christ's method alone will give true success in reaching the people. . . . There is need of coming close to the people by **personal effort**" (*The Ministry of Healing*, p. 143).

"The Lord desires that His word of grace shall be brought home to every soul. To a great degree this must be accomplished by **personal labor**. This was **Christ's method**" (*Christian Service*, p. 117).

Christ's method of making disciples is something every church member can do. It's about coming close to people individually—befriending them, patiently guiding them into Bible truth, and being an ongoing friend and mentor to them. The good news is that when we accept the call to “make disciples” (Matt. 28:19), we can claim the promise of Jesus: “I am with you always” (Matt. 28:20).

How to Make Disciples

This section will explain the disciple-making process and share important concepts and ideas that will be needed later. Be sure to read it before using the logs and other pages later in this book.

Start with Prayer

When we spend time with Jesus in personal prayer and Bible study, love for Him springs up in the heart and motivates us to labor for the salvation of others (see Ps. 51:12, 13). Without Christ, we can do nothing (see John 15:5). For this reason: “Nothing is more needed in our work than the practical results of communion with God. . . . This will impart to the worker a power that nothing else can give” (*Gospel Workers*, p. 510). Making disciples, and helping others to grow spiritually, is a supernatural work. It is “God who gives the increase” (1 Cor. 3:7). Therefore, praying for the Holy Spirit to influence people's hearts is essential. “Through much prayer you must labor for souls” (*Evangelism*, p. 342).

Follow Christ's Method

Isaiah compared the growth of righteousness to a budding plant springing forth from a seed sown in a garden (see Isa. 61:11). Similarly, Jesus and Paul likened Christ's method of making disciples to the agricultural growth cycle (see Matt. 9:37, 38; Luke 8:11; 10:2; 1 Cor. 3:6; 2 Cor. 9:6). This biblical analogy can be used to describe five essential phases of disciple-making: **prepare** the soil of the heart, **plant** seeds of truth, **cultivate** spiritual interest, **harvest** decisions for Christ, and **preserve** the harvest.

1

Prepare the Soil of the Heart

Offer kindness, compassion, and fellowship

2

Plant Seeds of Truth

Share literature, media, and spiritual invitations

3

Cultivate Spiritual Interest

Go through full-message Bible studies

4

Harvest Decisions for Christ

Make appeals to follow Bible truth and be baptized

5

Preserve the Harvest

Nurture, integrate, and train newly baptized members



1. PREPARE the Soil of the Heart



Genuine acts of kindness, compassion, and fellowship can lead people to open their hearts to learning about God or the Bible. Here are several ways to develop **friendship** interests and to continue building a trusting relationship throughout the disciple-making journey:

- Mingle and visit, strike up a conversation, and be a sympathizing listener.
- Invite your friend home for a meal or to do a project or activity together.
- Minister to a need (prepare a meal, babysit, etc.).
- Give a gift that would be meaningful.
- Invite your friend to a cooking school or social event at your church.

“The sowers of the seed have a work to do in **preparing hearts** to receive the gospel” (*Christ's Object Lessons*, p. 57).



2. PLANT Seeds of Truth



Share literature, media, and spiritual invitations

widely to develop and find interested people. Consider these ways to lead someone from a **friendship** interest to a **spiritual** or **study** interest, and to provide spiritual growth throughout the disciple-making journey:

- Share truth-filled literature (tracts and books) and media.
- Invite your friend to Sabbath School, church, and prayer meeting.
- Share a personal testimony or a special Bible promise.
- Invite your friend to go through a series of Bible studies together or on their own.
- Invite your friend to a small group Bible study or evangelistic series.
- Offer to pray together.

"The **truth is to be scattered** by all who claim to be disciples of Christ" (*Christian Service*, p. 68).



3. CULTIVATE Spiritual Interest



Go through a full series of Bible studies led by you or someone else. Consider these ways to lead a **study** interest into Bible truth and to continue deepening biblical knowledge throughout the disciple-making process:

- Go through a series of Bible studies together in person or over video calls.
- Bring your friend to a small group Bible study or evangelistic series.
- Watch a series of evangelistic videos together.
- Provide Bible study guides for personal study, delivering a new lesson each week.
- Send a weekly link to online Bible studies your friends can study on their own.

“The plan of holding **Bible readings** [studies] was a heaven-born idea” (*Christian Service*, p. 141).



4. HARVEST Decisions for Christ



Encourage interests to follow Christ and be baptized,

or accompany them to evangelistic meetings, where appeals are made. Here are several ways to lead someone from a **study** interest to a **baptismal** interest, and ultimately a newly baptized member:

- Encourage your friend to make decisions for Christ, including baptism.
- Support your friend in completing the remaining topics in a Bible study or evangelistic series after a baptism decision has been made.
- Prepare your friend for baptism by reviewing the fundamental teachings of the Bible and the commitment involved in baptism (using *Fundamentals of Faith* or a similar resource).
- Celebrate with your friend on the day of his or her baptism.

“When persons who are under conviction are not **brought to make a decision** at the earliest period possible, there is danger that the conviction will gradually wear away” (*Evangelism*, p. 229).



5. PRESERVE the Harvest



Nurture, integrate, and train newly baptized church members. Here are several ways to mentor a newly baptized member into an active **disciple-maker**, and to continue developing spiritual habits, church involvement, and soul-winning abilities:

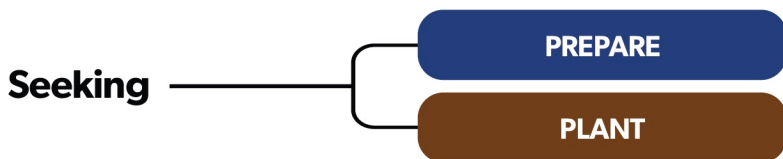
- Establish weekly discipleship studies with your friend soon after his or her baptism (using *Discipleship Handbook* or a similar resource).
- Help your friend begin a Bible and Spirit of Prophecy reading plan.*
- Invite and involve your friend in church events, social gatherings, and personal evangelism training.
- Participate in outreach activities and church ministries with your friend.

* A correlated reading plan, as well as many recommendations for the nurture, integration, and training of new members, can be found in the appendices of the *Discipleship Handbook*.

“Let all be taught how to work. Especially should those who are newly come to the faith be **educated to become laborers** together with God” (*Christian Service*, p. 69).

Seek and Save the Lost

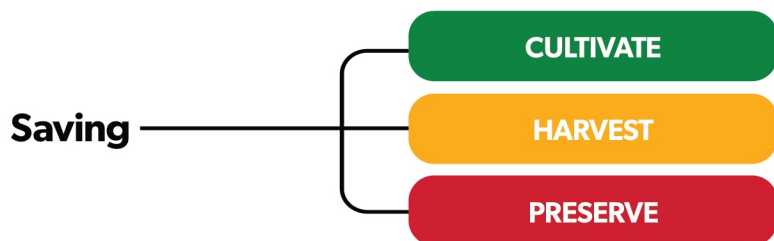
Jesus came to “seek and to save that which was lost” (Luke 19:10). This statement can help us understand an important progression in the disciple-making process.



Making disciples begins with seeking, which involves developing or finding spiritual openness in people. “We are not to wait for souls to come to us; we must seek them out where they are” (*Christ’s Object Lessons*, p. 229). We do this when we **prepare** the soil (mingle and visit, show kindness and compassion, and make friends) and **plant** seeds of truth (share truth-filled literature and media, give invitations to spiritual services and events, and offer Bible studies).

Preparing and planting are unique, because they are mostly unsolicited. They require us to take the initiative. And yet we are to do them in **high volume**: “Crowd all the good works you possibly can into this life” (*Christian Service*, p. 85). “Publications must be multiplied, and scattered like the leaves of autumn” (*Colporteur Ministry*, p. 5). “Everyone who has heard the invitation is to echo the message from hill and valley, saying, ‘Come’” (*The Acts of the Apostles*, p. 110).

The number of people who respond positively to disciple-making efforts decreases gradually with each advancing phase. Therefore, we must “sow bountifully” if we want to “reap bountifully” (2 Cor. 9:6). We must reach out to many to find the few.



Whereas the activities in the first two phases of disciple-making are scattered among many people, the last three (**cultivate**, **harvest**, and **preserve**) involve going deeper with only those who accept Bible studies. Consider Jesus, who scattered His kindness and truth-filled messages to the multitude, but reserved much of His labors for only a small number of willing disciples. “He had many hearers, but few followers” (*Maranatha*, p. 24).

A Disciple-Making Goal

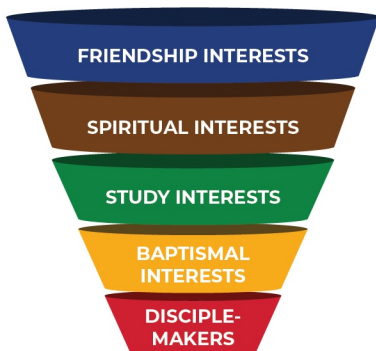


Make an effort each year to lead at least **one person** from Bible study (cultivate), to baptism (harvest), to disciple-maker (preserve). You may not always reach this goal, but don’t be discouraged! God is pleased with your efforts, and will continue to guide and help you.

As you work to make disciples, note that you can give a Bible study yourself, or support someone going to a group study or evangelistic meeting led by others. Note also that as you advance through the disciple-making process, some activities should be repeated. For instance, acts of kindness prepare the soil, but you should continue doing them throughout your friend's journey.

In line with Christ's own mission, "we are under solemn obligation to seek and to save the lost" (*Our High Calling*, p. 301). You can play an instrumental role in seeking spiritually open people (**prepare** and **plant**), and in leading them into Bible truth and a saving relationship with Christ (**cultivate**, **harvest**, and **preserve**).

The Disciple-Making Funnel



NOTE: The number of people who respond positively to disciple-making efforts decreases gradually with each phase. Among those interested in friendship, not all will be interested in spiritual truth. Among spiritual interests, not all will engage in Bible studies. Among study interests, not all will choose to be baptized. And among those who are baptized, not all will become active disciple-makers.

Section 2:

Think and Pray

Think of everyone you know who needs to experience salvation through Jesus Christ, a greater understanding of Bible truth, or spiritual guidance, nurture, and support. Use the blank list provided to write down these names.

Pray each day that God will open the hearts of the people on your list, and for wisdom to know how to lead them to become active disciples of Jesus.

Interest List

An “interest” is a term used for a person who has shown an interest in friendship or spiritual truth, but who is not yet a baptized member of the church. Use the Interest List pages to write down the names of people you are praying for as you labor for their salvation and spiritual growth. Consider including family, friends, neighbors, coworkers, classmates, church visitors, church event attendees, and other people in your community. Ask yourself the question:

Whom do I desire to know Christ, be baptized, and become an active disciple?



Interest List

[illegible]

Interest List

[illegible]

Interest List

[illegible]

Section 3:

Plan and Do

Plan how you will reach out to your neighbors, coworkers, and other potential interests through acts of kindness, literature, invitations, Bible studies, evangelistic events, and other disciple-making activities, using the logs provided in this section.

Do both planned and unplanned disciple-making activities and record your efforts in the appropriate log. Go make disciples!

Disciple-Making Action Plans

Just as God devised and implemented the “plan of salvation” (*The Desire of Ages*, p. 176), we too should make plans to win souls. We are encouraged to “devote time to the winning of souls to Christ” (*Christian Service*, p. 61). Use the logs in this section, which correspond to different disciple-making phases, to plan and record your efforts. To begin, ask questions such as:

Prepare: What kindnesses can I do to befriend my neighbors, coworkers, and unbaptized family and friends?

Plant: How can I share literature and digital media? Whom can I invite to participate in Bible studies or attend church services or events?

Cultivate/Harvest: Am I supporting someone through a full series of Bible studies, evangelistic meetings, or baptismal preparation studies?

Preserve: Am I mentoring a recently baptized church member?

NOTE: Do not feel you must always build a friendship (prepare) before you share literature (plant) or give Bible studies (cultivate). With some people, God has already prepared the soil of the heart through life experiences and divine influence. Similarly, you may be asked at times to prepare someone for baptism (harvest) or to mentor a newly baptized member (preserve). In some cases you may need only to guide an interest through one or more of the latter stages of disciple-making (see John 4:36-38).

PREPARE:

Friendship and Compassion Log



Use this **prepare** log to plan and record acts of kindness you do for your neighbors, coworkers, family, and other people in your life. Write down both the name of the individuals you are interacting with and the activity itself. Consider writing down needs that exist in your community and how you intend to get involved. Include how you plan to befriend your neighbors or coworkers. Schedule to have someone over for dinner or to go on a walk together. Take a personal interest in those around you.



Friendship and Compassion Log

PREPARE

PLANT

CULTIVATE

HARVEST

PRESERVE

Sample Log: The sample activities below are to inspire you with ideas and to demonstrate how to record entries in this log. Your entries may be much fewer initially, but grow over time.

ACTIVITY OR INTERACTION	DATE	<input checked="" type="checkbox"/>
Invite neighbors, Mike and Lindsey, to dinner	1/1	<input checked="" type="checkbox"/>
Go hiking with coworker Sam at state park	2/2	<input checked="" type="checkbox"/>
Invite cousin Julio to cooking school	3/3	<input checked="" type="checkbox"/>
Deliver food baskets to needy families	4/4	<input checked="" type="checkbox"/>
Care for the Nelsons' children one evening to relieve their stress	5/5	<input checked="" type="checkbox"/>
Give Christmas cookies to next-door neighbors	12/12	<input type="checkbox"/>
Go caroling and invite church neighborhood to Christmas program	12/12	<input type="checkbox"/>
		<input type="checkbox"/>
		<input type="checkbox"/>
		<input type="checkbox"/>
		<input type="checkbox"/>

Friendship and Compassion Log

PREPARE

PLANT

CULTIVATE

HARVEST

PRESERVE

ACTIVITY OR INTERACTION	DATE	<input checked="" type="checkbox"/>
		<input type="checkbox"/>
		<input type="checkbox"/>
		<input type="checkbox"/>
		<input type="checkbox"/>
		<input type="checkbox"/>
		<input type="checkbox"/>
		<input type="checkbox"/>
		<input type="checkbox"/>
		<input type="checkbox"/>
		<input type="checkbox"/>
		<input type="checkbox"/>
		<input type="checkbox"/>
		<input type="checkbox"/>
		<input type="checkbox"/>
		<input type="checkbox"/>

Friendship and Compassion Log

PREPARE

PLANT

CULTIVATE

HARVEST

PRESERVE

ACTIVITY OR INTERACTION	DATE	<input checked="" type="checkbox"/>
		<input type="checkbox"/>
		<input type="checkbox"/>
		<input type="checkbox"/>
		<input type="checkbox"/>
		<input type="checkbox"/>
		<input type="checkbox"/>
		<input type="checkbox"/>
		<input type="checkbox"/>
		<input type="checkbox"/>
		<input type="checkbox"/>
		<input type="checkbox"/>
		<input type="checkbox"/>
		<input type="checkbox"/>
		<input type="checkbox"/>

Friendship and Compassion Log

PREPARE

PLANT

CULTIVATE

HARVEST

PRESERVE

ACTIVITY OR INTERACTION	DATE	<input checked="" type="checkbox"/>
		<input type="checkbox"/>
		<input type="checkbox"/>
		<input type="checkbox"/>
		<input type="checkbox"/>
		<input type="checkbox"/>
		<input type="checkbox"/>
		<input type="checkbox"/>
		<input type="checkbox"/>
		<input type="checkbox"/>
		<input type="checkbox"/>
		<input type="checkbox"/>
		<input type="checkbox"/>
		<input type="checkbox"/>
		<input type="checkbox"/>

PLANT:

Literature, Media, and Spiritual Invitation Log



Use this **plant** log to plan and record activities that introduce people to spiritual truth. Record the titles of any literature or digital media you share along with the names of those with whom you share it. Include mass distribution efforts also, recording the quantity and location (streets, parks, malls, etc.). Consider writing down distribution goals for each month or year. Wherever you go, carry inspiring and truth-filled literature with you (in your car, purse, etc.). Also carry cards or tracts offering Bible studies and include one with every piece of literature you distribute.

This log is also the place to plan and record spiritual invitations—to Sabbath School and church, Bible studies, evangelistic meetings, etc. Bible study invitations may include offers to study with someone personally, invitations to Bible studies led by others, invitations to watch evangelistic sermons on video, or offers to deliver free Bible study guides each week.



Literature, Media, and Spiritual Invitation Log

PREPARE

PLANT

CULTIVATE

HARVEST

PRESERVE

Sample Log: The sample activities below are to inspire you with ideas and to demonstrate how to record entries in this log. Your entries may be much fewer initially, but grow over time.

ACTIVITY OR INTERACTION	DATE	<input checked="" type="checkbox"/>
New goal to distribute 10 GLOW tracts and 10 Bible study offer cards each month	1/1	<input checked="" type="checkbox"/>
Started carrying GLOW wallet for distribution at restaurants, stores, etc.	1/1	<input checked="" type="checkbox"/>
Give The Desire of Ages to next-door neighbors	3/3	<input checked="" type="checkbox"/>
Invited neighbor James to Sabbath School and church service	4/4	<input checked="" type="checkbox"/>
At outdoor parade, distribute flyer offering free Bible studies	5/5	<input checked="" type="checkbox"/>
Join church missionary book distribution—Main Street	6/6	<input checked="" type="checkbox"/>
Offer Bible studies to church visitors, Patrick and Ginnie	10/10	<input checked="" type="checkbox"/>
Sent evangelistic meeting YouTube link to Maria	11/11	<input checked="" type="checkbox"/>
Join digital care team responding to WhatsApp prayer ads	12/12	<input type="checkbox"/>
Join Sidewalk Evangelism team inviting passersby to group Bible study	12/12	<input type="checkbox"/>
		<input type="checkbox"/>

Literature, Media, and Spiritual Invitation Log

PREPARE

PLANT

CULTIVATE

HARVEST

PRESERVE

ACTIVITY OR INTERACTION	DATE	<input checked="" type="checkbox"/>
		<input type="checkbox"/>
		<input type="checkbox"/>
		<input type="checkbox"/>
		<input type="checkbox"/>
		<input type="checkbox"/>
		<input type="checkbox"/>
		<input type="checkbox"/>
		<input type="checkbox"/>
		<input type="checkbox"/>
		<input type="checkbox"/>
		<input type="checkbox"/>
		<input type="checkbox"/>
		<input type="checkbox"/>
		<input type="checkbox"/>
		<input type="checkbox"/>

Literature, Media, and Spiritual Invitation Log

PREPARE

PLANT

CULTIVATE

HARVEST

PRESERVE

ACTIVITY OR INTERACTION	DATE	<input checked="" type="checkbox"/>
		<input type="checkbox"/>
		<input type="checkbox"/>
		<input type="checkbox"/>
		<input type="checkbox"/>
		<input type="checkbox"/>
		<input type="checkbox"/>
		<input type="checkbox"/>
		<input type="checkbox"/>
		<input type="checkbox"/>
		<input type="checkbox"/>
		<input type="checkbox"/>
		<input type="checkbox"/>
		<input type="checkbox"/>
		<input type="checkbox"/>

Literature, Media, and Spiritual Invitation Log

PREPARE

PLANT

CULTIVATE

HARVEST

PRESERVE

ACTIVITY OR INTERACTION	DATE	<input checked="" type="checkbox"/>
		<input type="checkbox"/>
		<input type="checkbox"/>
		<input type="checkbox"/>
		<input type="checkbox"/>
		<input type="checkbox"/>
		<input type="checkbox"/>
		<input type="checkbox"/>
		<input type="checkbox"/>
		<input type="checkbox"/>
		<input type="checkbox"/>
		<input type="checkbox"/>
		<input type="checkbox"/>
		<input type="checkbox"/>
		<input type="checkbox"/>

CULTIVATE/HARVEST:

Study Log



Use one of these **cultivate/harvest** logs when you support someone through a full-message series of Bible studies, evangelistic meetings, or baptismal preparation studies, whether led by you or someone else. Always aim to be working with at least one person who is engaged in Bible studies. Record your study interest's attendance at each Bible study, evangelistic meeting, or baptismal preparation study, using the study series tracker on the first page. Use the second page to record interactions, reminders, and helpful notes about your friend and his or her spiritual journey.

NOTE: If you have difficulty finding someone who is willing to engage in Bible studies, be sure to ask God for help. Then, consider scattering invitations (planting) more widely. Reach out to guests who have visited your church services or events. Offer Bible studies door-to-door. Consult your pastor or personal ministries leader. Your church may be able to use mail, social media, or internet advertising, or to consult media ministries to find interested people in your area.



Study Log for: Sam Sample

PREPARE

PLANT

CULTIVATE

HARVEST

PRESERVE

BIBLE STUDIES

NAME OF SERIES	STUDY FORMAT	START DATE	END DATE
GLOW Bible Study Guides	Small Group	2/2/2025	
01✓02✓03✓04✓05✓06✓07✓08✓09✓10✓11✓12✓13✓14✓15✓16✓17✓18✓19✓20✓21□22□23□24□25□26□27□28□			
KEY DECISIONS: Salvation (4), Sabbath (7), Baptism (14), Remnant (20)			

EVANGELISTIC SERIES

NAME OF SERIES	STUDY FORMAT	START DATE	END DATE
Keys To Revelation	Presentations	3/3/2025	
01✓02✓03✓04✓05✓06✓07✓08□09□10□11□12□13□14□15□16□17□18□19□20□21□22□23□24□25□26□27□28□			
KEY DECISIONS: Salvation (4), Sabbath (7)			

BAPTISMAL PREPARATION STUDIES

NAME OF SERIES	STUDY FORMAT	START DATE	END DATE
Fundamentals of Faith	Personal	4/4/2025	
01✓02✓03✓04✓05✓06□07□08□09□10□11□12□13□14□15□16□17□18□19□20□21□22□23□24□25□26□27□28□			
BAPTISM DATE: 6/6/2025		<input type="checkbox"/> BAPTIZED	

Study Log for:

PREPARE

PLANT

CULTIVATE

HARVEST

PRESERVE

BIBLE STUDIES

NAME OF SERIES	STUDY FORMAT	START DATE	END DATE
01 02 03 04 05 06 07 08 09 10 11 12 13 14 15 16 17 18 19 20 21 22 23 24 25 26 27 28			
KEY DECISIONS:			

EVANGELISTIC SERIES

NAME OF SERIES	STUDY FORMAT	START DATE	END DATE
01 02 03 04 05 06 07 08 09 10 11 12 13 14 15 16 17 18 19 20 21 22 23 24 25 26 27 28			
KEY DECISIONS:			

BAPTISMAL PREPARATION STUDIES

NAME OF SERIES	STUDY FORMAT	START DATE	END DATE
01 02 03 04 05 06 07 08 09 10 11 12 13 14 15 16 17 18 19 20 21 22 23 24 25 26 27 28			
BAPTISM DATE:		<input type="checkbox"/> BAPTIZED	

Study Log for:

PREPARE

PLANT

CULTIVATE

HARVEST

PRESERVE

BIBLE STUDIES

NAME OF SERIES	STUDY FORMAT	START DATE	END DATE
01 <input type="checkbox"/> 02 <input type="checkbox"/> 03 <input type="checkbox"/> 04 <input type="checkbox"/> 05 <input type="checkbox"/> 06 <input type="checkbox"/> 07 <input type="checkbox"/> 08 <input type="checkbox"/> 09 <input type="checkbox"/> 10 <input type="checkbox"/> 11 <input type="checkbox"/> 12 <input type="checkbox"/> 13 <input type="checkbox"/> 14 <input type="checkbox"/> 15 <input type="checkbox"/> 16 <input type="checkbox"/> 17 <input type="checkbox"/> 18 <input type="checkbox"/> 19 <input type="checkbox"/> 20 <input type="checkbox"/> 21 <input type="checkbox"/> 22 <input type="checkbox"/> 23 <input type="checkbox"/> 24 <input type="checkbox"/> 25 <input type="checkbox"/> 26 <input type="checkbox"/> 27 <input type="checkbox"/> 28 <input type="checkbox"/>			
KEY DECISIONS:			

EVANGELISTIC SERIES

NAME OF SERIES	STUDY FORMAT	START DATE	END DATE
01 <input type="checkbox"/> 02 <input type="checkbox"/> 03 <input type="checkbox"/> 04 <input type="checkbox"/> 05 <input type="checkbox"/> 06 <input type="checkbox"/> 07 <input type="checkbox"/> 08 <input type="checkbox"/> 09 <input type="checkbox"/> 10 <input type="checkbox"/> 11 <input type="checkbox"/> 12 <input type="checkbox"/> 13 <input type="checkbox"/> 14 <input type="checkbox"/> 15 <input type="checkbox"/> 16 <input type="checkbox"/> 17 <input type="checkbox"/> 18 <input type="checkbox"/> 19 <input type="checkbox"/> 20 <input type="checkbox"/> 21 <input type="checkbox"/> 22 <input type="checkbox"/> 23 <input type="checkbox"/> 24 <input type="checkbox"/> 25 <input type="checkbox"/> 26 <input type="checkbox"/> 27 <input type="checkbox"/> 28 <input type="checkbox"/>			
KEY DECISIONS:			

BAPTISMAL PREPARATION STUDIES

NAME OF SERIES	STUDY FORMAT	START DATE	END DATE
01 <input type="checkbox"/> 02 <input type="checkbox"/> 03 <input type="checkbox"/> 04 <input type="checkbox"/> 05 <input type="checkbox"/> 06 <input type="checkbox"/> 07 <input type="checkbox"/> 08 <input type="checkbox"/> 09 <input type="checkbox"/> 10 <input type="checkbox"/> 11 <input type="checkbox"/> 12 <input type="checkbox"/> 13 <input type="checkbox"/> 14 <input type="checkbox"/> 15 <input type="checkbox"/> 16 <input type="checkbox"/> 17 <input type="checkbox"/> 18 <input type="checkbox"/> 19 <input type="checkbox"/> 20 <input type="checkbox"/> 21 <input type="checkbox"/> 22 <input type="checkbox"/> 23 <input type="checkbox"/> 24 <input type="checkbox"/> 25 <input type="checkbox"/> 26 <input type="checkbox"/> 27 <input type="checkbox"/> 28 <input type="checkbox"/>			
BAPTISM DATE:		<input type="checkbox"/> BAPTIZED	

Study Log for:

PREPARE

PLANT

CULTIVATE

HARVEST

PRESERVE

BIBLE STUDIES

NAME OF SERIES	STUDY FORMAT	START DATE	END DATE
01 <input type="checkbox"/> 02 <input type="checkbox"/> 03 <input type="checkbox"/> 04 <input type="checkbox"/> 05 <input type="checkbox"/> 06 <input type="checkbox"/> 07 <input type="checkbox"/> 08 <input type="checkbox"/> 09 <input type="checkbox"/> 10 <input type="checkbox"/> 11 <input type="checkbox"/> 12 <input type="checkbox"/> 13 <input type="checkbox"/> 14 <input type="checkbox"/> 15 <input type="checkbox"/> 16 <input type="checkbox"/> 17 <input type="checkbox"/> 18 <input type="checkbox"/> 19 <input type="checkbox"/> 20 <input type="checkbox"/> 21 <input type="checkbox"/> 22 <input type="checkbox"/> 23 <input type="checkbox"/> 24 <input type="checkbox"/> 25 <input type="checkbox"/> 26 <input type="checkbox"/> 27 <input type="checkbox"/> 28 <input type="checkbox"/>			
KEY DECISIONS:			

EVANGELISTIC SERIES

NAME OF SERIES	STUDY FORMAT	START DATE	END DATE
01 <input type="checkbox"/> 02 <input type="checkbox"/> 03 <input type="checkbox"/> 04 <input type="checkbox"/> 05 <input type="checkbox"/> 06 <input type="checkbox"/> 07 <input type="checkbox"/> 08 <input type="checkbox"/> 09 <input type="checkbox"/> 10 <input type="checkbox"/> 11 <input type="checkbox"/> 12 <input type="checkbox"/> 13 <input type="checkbox"/> 14 <input type="checkbox"/> 15 <input type="checkbox"/> 16 <input type="checkbox"/> 17 <input type="checkbox"/> 18 <input type="checkbox"/> 19 <input type="checkbox"/> 20 <input type="checkbox"/> 21 <input type="checkbox"/> 22 <input type="checkbox"/> 23 <input type="checkbox"/> 24 <input type="checkbox"/> 25 <input type="checkbox"/> 26 <input type="checkbox"/> 27 <input type="checkbox"/> 28 <input type="checkbox"/>			
KEY DECISIONS:			

BAPTISMAL PREPARATION STUDIES

NAME OF SERIES	STUDY FORMAT	START DATE	END DATE
01 <input type="checkbox"/> 02 <input type="checkbox"/> 03 <input type="checkbox"/> 04 <input type="checkbox"/> 05 <input type="checkbox"/> 06 <input type="checkbox"/> 07 <input type="checkbox"/> 08 <input type="checkbox"/> 09 <input type="checkbox"/> 10 <input type="checkbox"/> 11 <input type="checkbox"/> 12 <input type="checkbox"/> 13 <input type="checkbox"/> 14 <input type="checkbox"/> 15 <input type="checkbox"/> 16 <input type="checkbox"/> 17 <input type="checkbox"/> 18 <input type="checkbox"/> 19 <input type="checkbox"/> 20 <input type="checkbox"/> 21 <input type="checkbox"/> 22 <input type="checkbox"/> 23 <input type="checkbox"/> 24 <input type="checkbox"/> 25 <input type="checkbox"/> 26 <input type="checkbox"/> 27 <input type="checkbox"/> 28 <input type="checkbox"/>			
BAPTISM DATE:		<input type="checkbox"/> BAPTIZED	

Study Log for:

PREPARE

PLANT

CULTIVATE

HARVEST

PRESERVE

BIBLE STUDIES

NAME OF SERIES	STUDY FORMAT	START DATE	END DATE
01 02 03 04 05 06 07 08 09 10 11 12 13 14 15 16 17 18 19 20 21 22 23 24 25 26 27 28			
KEY DECISIONS:			

EVANGELISTIC SERIES

NAME OF SERIES	STUDY FORMAT	START DATE	END DATE
01 02 03 04 05 06 07 08 09 10 11 12 13 14 15 16 17 18 19 20 21 22 23 24 25 26 27 28			
KEY DECISIONS:			

BAPTISMAL PREPARATION STUDIES

NAME OF SERIES	STUDY FORMAT	START DATE	END DATE
01 02 03 04 05 06 07 08 09 10 11 12 13 14 15 16 17 18 19 20 21 22 23 24 25 26 27 28			
BAPTISM DATE:		<input type="checkbox"/> BAPTIZED	

Study Log for:

PREPARE

PLANT

CULTIVATE

HARVEST

PRESERVE

BIBLE STUDIES

NAME OF SERIES	STUDY FORMAT	START DATE	END DATE
01 <input type="checkbox"/> 02 <input type="checkbox"/> 03 <input type="checkbox"/> 04 <input type="checkbox"/> 05 <input type="checkbox"/> 06 <input type="checkbox"/> 07 <input type="checkbox"/> 08 <input type="checkbox"/> 09 <input type="checkbox"/> 10 <input type="checkbox"/> 11 <input type="checkbox"/> 12 <input type="checkbox"/> 13 <input type="checkbox"/> 14 <input type="checkbox"/> 15 <input type="checkbox"/> 16 <input type="checkbox"/> 17 <input type="checkbox"/> 18 <input type="checkbox"/> 19 <input type="checkbox"/> 20 <input type="checkbox"/> 21 <input type="checkbox"/> 22 <input type="checkbox"/> 23 <input type="checkbox"/> 24 <input type="checkbox"/> 25 <input type="checkbox"/> 26 <input type="checkbox"/> 27 <input type="checkbox"/> 28 <input type="checkbox"/>			
KEY DECISIONS:			

EVANGELISTIC SERIES

NAME OF SERIES	STUDY FORMAT	START DATE	END DATE
01 <input type="checkbox"/> 02 <input type="checkbox"/> 03 <input type="checkbox"/> 04 <input type="checkbox"/> 05 <input type="checkbox"/> 06 <input type="checkbox"/> 07 <input type="checkbox"/> 08 <input type="checkbox"/> 09 <input type="checkbox"/> 10 <input type="checkbox"/> 11 <input type="checkbox"/> 12 <input type="checkbox"/> 13 <input type="checkbox"/> 14 <input type="checkbox"/> 15 <input type="checkbox"/> 16 <input type="checkbox"/> 17 <input type="checkbox"/> 18 <input type="checkbox"/> 19 <input type="checkbox"/> 20 <input type="checkbox"/> 21 <input type="checkbox"/> 22 <input type="checkbox"/> 23 <input type="checkbox"/> 24 <input type="checkbox"/> 25 <input type="checkbox"/> 26 <input type="checkbox"/> 27 <input type="checkbox"/> 28 <input type="checkbox"/>			
KEY DECISIONS:			

BAPTISMAL PREPARATION STUDIES

NAME OF SERIES	STUDY FORMAT	START DATE	END DATE
01 <input type="checkbox"/> 02 <input type="checkbox"/> 03 <input type="checkbox"/> 04 <input type="checkbox"/> 05 <input type="checkbox"/> 06 <input type="checkbox"/> 07 <input type="checkbox"/> 08 <input type="checkbox"/> 09 <input type="checkbox"/> 10 <input type="checkbox"/> 11 <input type="checkbox"/> 12 <input type="checkbox"/> 13 <input type="checkbox"/> 14 <input type="checkbox"/> 15 <input type="checkbox"/> 16 <input type="checkbox"/> 17 <input type="checkbox"/> 18 <input type="checkbox"/> 19 <input type="checkbox"/> 20 <input type="checkbox"/> 21 <input type="checkbox"/> 22 <input type="checkbox"/> 23 <input type="checkbox"/> 24 <input type="checkbox"/> 25 <input type="checkbox"/> 26 <input type="checkbox"/> 27 <input type="checkbox"/> 28 <input type="checkbox"/>			
BAPTISM DATE:		<input type="checkbox"/> BAPTIZED	

PRESERVE:

Nurture and Training Log



Use one of these **preserve** logs when you mentor a newly baptized member. Record the new member's participation in any series of discipleship studies (after baptism) using the study trackers on the first page. Use the second page to plan and record activities to nurture spiritual habits, integrate the new member into the life and mission of the church, and train him or her to win souls.

NOTE: See the appendices of the *Discipleship Handbook* for a correlated Bible and Spirit of Prophecy reading plan and for recommended activities to mentor new members. A digital version of *Discipleship Handbook* is available on the official Sabbath School and Personal Ministries mobile app.



Nurture and Training Log for:

Sam Sample

PREPARE

PLANT

CULTIVATE

HARVEST

PRESERVE

DISCIPLESHIP STUDIES			
NAME OF SERIES	STUDY FORMAT	START DATE	END DATE
Discipleship Handbook	Personal	6/6/2025	
01 <input checked="" type="checkbox"/> 02 <input checked="" type="checkbox"/> 03 <input checked="" type="checkbox"/> 04 <input checked="" type="checkbox"/> 05 <input checked="" type="checkbox"/> 06 <input checked="" type="checkbox"/> 07 <input checked="" type="checkbox"/> 08 <input checked="" type="checkbox"/> 09 <input type="checkbox"/> 10 <input type="checkbox"/> 11 <input type="checkbox"/> 12 <input type="checkbox"/> 13 <input type="checkbox"/> 14 <input type="checkbox"/> 15 <input type="checkbox"/> 16 <input type="checkbox"/> 17 <input type="checkbox"/> 18 <input type="checkbox"/> 19 <input type="checkbox"/> 20 <input type="checkbox"/> 21 <input type="checkbox"/> 22 <input type="checkbox"/> 23 <input type="checkbox"/> 24 <input type="checkbox"/> 25 <input type="checkbox"/> 26 <input type="checkbox"/> 27 <input type="checkbox"/> 28 <input type="checkbox"/>			

Sample Log: The sample activities below are to inspire you with ideas and to demonstrate how to record entries in this log. Your entries may be much fewer initially, but grow over time.

ACTIVITY OR INTERACTION	DATE	<input checked="" type="checkbox"/>
Arrange Sabbath lunch with two church member families	6/6	<input checked="" type="checkbox"/>
Introduce Bible and Spirit of Prophecy reading plan	7/7	<input checked="" type="checkbox"/>
Invite Sam to Friday evening family worship and share ways to make Sabbath special	7/7	<input checked="" type="checkbox"/>
Give Sam a missionary tool kit with tracts, books, and Bible studies for sharing	8/8	<input checked="" type="checkbox"/>
Take Sam with me as my outreach partner for literature distribution or Bible studies	8/8	<input checked="" type="checkbox"/>
Arrange for Sam to greet or read Scripture on a Sabbath morning	9/9	<input checked="" type="checkbox"/>
Register Sam for soul-winning training weekend	10/10	<input type="checkbox"/>

Nurture and Training Log for:

PREPARE

PLANT

CULTIVATE

HARVEST

PRESERVE

DISCIPLESHIP STUDIES			
NAME OF SERIES	STUDY FORMAT	START DATE	END DATE
01 <input type="checkbox"/> 02 <input type="checkbox"/> 03 <input type="checkbox"/> 04 <input type="checkbox"/> 05 <input type="checkbox"/> 06 <input type="checkbox"/> 07 <input type="checkbox"/> 08 <input type="checkbox"/> 09 <input type="checkbox"/> 10 <input type="checkbox"/> 11 <input type="checkbox"/> 12 <input type="checkbox"/> 13 <input type="checkbox"/> 14 <input type="checkbox"/> 15 <input type="checkbox"/> 16 <input type="checkbox"/> 17 <input type="checkbox"/> 18 <input type="checkbox"/> 19 <input type="checkbox"/> 20 <input type="checkbox"/> 21 <input type="checkbox"/> 22 <input type="checkbox"/> 23 <input type="checkbox"/> 24 <input type="checkbox"/> 25 <input type="checkbox"/> 26 <input type="checkbox"/> 27 <input type="checkbox"/> 28 <input type="checkbox"/>			

DISCIPLESHIP STUDIES			
NAME OF SERIES	STUDY FORMAT	START DATE	END DATE
01 <input type="checkbox"/> 02 <input type="checkbox"/> 03 <input type="checkbox"/> 04 <input type="checkbox"/> 05 <input type="checkbox"/> 06 <input type="checkbox"/> 07 <input type="checkbox"/> 08 <input type="checkbox"/> 09 <input type="checkbox"/> 10 <input type="checkbox"/> 11 <input type="checkbox"/> 12 <input type="checkbox"/> 13 <input type="checkbox"/> 14 <input type="checkbox"/> 15 <input type="checkbox"/> 16 <input type="checkbox"/> 17 <input type="checkbox"/> 18 <input type="checkbox"/> 19 <input type="checkbox"/> 20 <input type="checkbox"/> 21 <input type="checkbox"/> 22 <input type="checkbox"/> 23 <input type="checkbox"/> 24 <input type="checkbox"/> 25 <input type="checkbox"/> 26 <input type="checkbox"/> 27 <input type="checkbox"/> 28 <input type="checkbox"/>			

ACTIVITY OR INTERACTION	DATE	<input checked="" type="checkbox"/>
		<input type="checkbox"/>
		<input type="checkbox"/>
		<input type="checkbox"/>
		<input type="checkbox"/>
		<input type="checkbox"/>

Nurture and Training Log (continued)

ACTIVITY OR INTERACTION	DATE	<input checked="" type="checkbox"/>
		<input type="checkbox"/>
		<input type="checkbox"/>
		<input type="checkbox"/>
		<input type="checkbox"/>
		<input type="checkbox"/>
		<input type="checkbox"/>
		<input type="checkbox"/>
		<input type="checkbox"/>
		<input type="checkbox"/>
		<input type="checkbox"/>
		<input type="checkbox"/>
		<input type="checkbox"/>
		<input type="checkbox"/>
		<input type="checkbox"/>
		<input type="checkbox"/>
		<input type="checkbox"/>
		<input type="checkbox"/>

Nurture and Training Log for:

PREPARE

PLANT

CULTIVATE

HARVEST

PRESERVE

DISCIPLESHIP STUDIES

NAME OF SERIES	STUDY FORMAT	START DATE	END DATE
01 02 03 04 05 06 07 08 09 10 11 12 13 14 15 16 17 18 19 20 21 22 23 24 25 26 27 28			

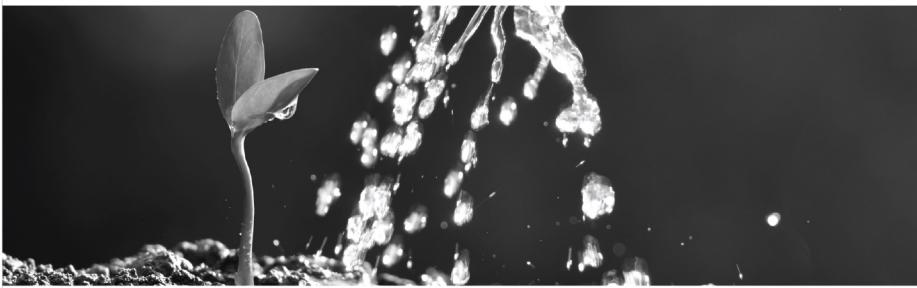
DISCIPLESHIP STUDIES

NAME OF SERIES	STUDY FORMAT	START DATE	END DATE
01 02 03 04 05 06 07 08 09 10 11 12 13 14 15 16 17 18 19 20 21 22 23 24 25 26 27 28			

ACTIVITY OR INTERACTION	DATE	<input checked="" type="checkbox"/>
		<input type="checkbox"/>
		<input type="checkbox"/>
		<input type="checkbox"/>
		<input type="checkbox"/>
		<input type="checkbox"/>

Nurture and Training Log (continued)

ACTIVITY OR INTERACTION	DATE	<input checked="" type="checkbox"/>
		<input type="checkbox"/>
		<input type="checkbox"/>
		<input type="checkbox"/>
		<input type="checkbox"/>
		<input type="checkbox"/>
		<input type="checkbox"/>
		<input type="checkbox"/>
		<input type="checkbox"/>
		<input type="checkbox"/>
		<input type="checkbox"/>
		<input type="checkbox"/>
		<input type="checkbox"/>
		<input type="checkbox"/>
		<input type="checkbox"/>
		<input type="checkbox"/>
		<input type="checkbox"/>




Section 4:

Reflect

Reflect regularly on your disciple-making efforts and experiences. Record your testimonies and reflections in the journal pages provided.

Testimonies and Reflections

It can be helpful to record your disciple-making experiences and personal reflections. Taking time to evaluate and reflect on successes, mistakes, and challenges, is an important key to growth as disciple-makers. This can not only help you recount how God has blessed your efforts, but can also be an inspiration to others when you share your testimony of God's power in your life. "And they overcame him by the blood of the Lamb and by the word of their testimony" (Rev. 12:11).



Testimonies and Reflections (sample entries)

During my devotional time this morning, I decided to reach out to some friends on my contact list. Claudia was going through a rough time. I prayed with her and she said she was glad I called. Next week I will give her a Steps to Christ and the "Coping with Stress" study series.

Normally Tony leads out in our Bible study with Justin while I observe and pray. But today, I shared the verse that led me to keep the Sabbath: "If you love Me, keep My commandments" (John 14:15). Justin told me later that it really made him think, and he's coming to church this week!

When our evangelistic series was coming up, I decided to invite some people from our Bible school. I reached out to Valerie on WhatsApp. She was open to me stopping by, so I visited her with an invitation. She has attended most nights, and tonight, she made a decision to be baptized!

I've been mentoring Alberto using the Discipleship Handbook for the past few months. Today he told me that our study time and experiences together are what has really helped him to know God and what it means to follow Him!

Testimonies and Reflections

Testimonies and Reflections

Be of Good Courage

As you engage in disciple-making, you may be tempted to become discouraged. Some people you try to reach with the gospel may never advance beyond the friendship stage, or never decide to be baptized. If people get “stuck” in the disciple-making process, it doesn’t mean you did anything wrong. Remember that in the parable of the sower, most of the seeds sown never yielded a crop. We can never fully know whether our efforts are falling on good ground or not (see Mark 4:3-8). For this reason we must simply trust God with the results, and keep sowing:

“In the morning sow your seed, and in the evening do not withhold your hand; for you do not know which will prosper, either this or that, or whether both alike will be good” (Eccl. 11:6).

The key is to **stay positive** and **don't give up**: “In proportion to the enthusiasm and perseverance with which the work is carried forward will be the success given” (*Prophets and Kings*, p. 263). Sometimes you will need to give people space, pray for them, and then try again later. But keep mingling with new people and inviting them to know and follow the truth. As Paul said: “He who sows sparingly will also reap sparingly, and he who sows bountifully will also reap bountifully” (2 Cor. 9:6). Remember, **Jesus is with you** (see Matt. 28:20), and your labors are not in vain. So be of good courage!

Global TMI in Every Local Church

Global TMI asks every local church around the world to launch an ongoing, culture-changing, personal and public evangelism strategy. It combines the power of unity in mission (every church **working together**) with the power of Christ's method (every member engaged in **personal ministry**).

To assist members in their task of making disciples, church pastors and leaders in every church should ensure that active and ongoing ministries are taking place in each phase of the disciple-making journey. The table below highlights these essential ministries:

PREPARE:	Health and Friendship Building Ministries
PLANT:	Literature, Media, and Invitation Ministries
CULTIVATE:	Bible Study Ministry
HARVEST:	Evangelistic Reaping Ministry
PRESERVE:	New Member Discipleship Ministry

The **Global TMI Church Planner**, a companion resource to this **Global TMI Personal Planner**, helps local church leaders to incorporate these essential ministries into an active, ongoing, disciple-making evangelism plan. It includes a simple planning form that can be used by local churches each year. Get yours here: **globaltmi.org**.



Bible References

New King James Version. Nashville: Thomas Nelson, 1982.

Ellen G. White References

The Acts of the Apostles. Mountain View, Calif.: Pacific Press Publishing Association, 1911.

Christian Service. Washington, D.C.: Review and Herald Publishing Association, 1925.

Christ's Object Lessons. Washington, D.C.: Review and Herald Publishing Association, 1900, 1941.

Colporteur Ministry. Mountain View, Calif.: Pacific Press Publishing Association, 1953.

The Desire of Ages. Mountain View, Calif.: Pacific Press Publishing Association, 1898, 1940.

Evangelism. Washington, D.C.: Review and Herald Publishing Association, 1946.

Gospel Workers. Washington, D.C.: Review and Herald Publishing Association, 1915.

Maranatha. Washington, D.C.: Review and Herald Publishing Association, 1976.

The Ministry of Healing. Mountain View, Calif.: Pacific Press Publishing Association, 1905.

Our High Calling. Washington, D.C.: Review and Herald Publishing Association, 1961.

Prophets and Kings. Mountain View, Calif.: Pacific Press Publishing Association, 1917.

Steps to Christ. Mountain View, Calif.: Pacific Press Publishing Association, 1956.

Other References*

Discipleship Handbook. Silver Spring, Md.: Review and Herald Publishing Association, 2018.

Fundamentals of Faith. Silver Spring, Md.: Review and Herald Publishing Association, 2018.

*Access these and many other disciple-making resources through your local Adventist publishing house or bookstore. View a digital version in the official Sabbath School and Personal Ministries mobile app. Search for "Sabbath School" in your App Store or Google Play Store.



globaltmi.org

